


SPRING PIPE SUPPORTS

Superior by design - Engineered with confidence



Test-Proven Pipe Supports,
Guaranteed for product Integrity.

RADCOFLEX

www.radcoflex-pipesupport.com

RADCOFLEX PIPE SUPPORTS:

Radcoflex pipe supports are manufactured in Australia to standards accumulated from over one hundred years experience. We are the subsidiary of Australian manufacturers of industrial pipe supports.

The range of products includes:
Variable Supports
Constant Supports

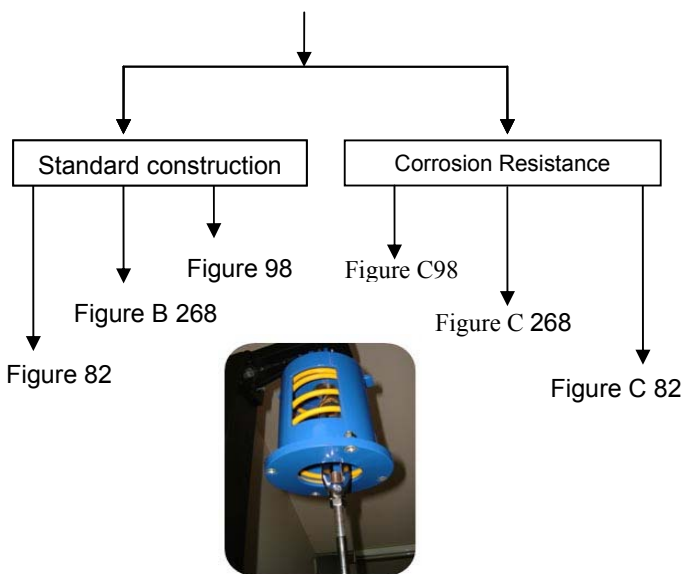
Maximum recommended load ratings for supports have been established by thorough testing and based on the minimum safety factor of 4 or the allowable stresses specified in the American National standards Institute's code of pressure piping.

Radcoflex is continually co-operating with engineers in the preparation of specifications covering pipe support requirements and the interpretation of applicable codes.

VARIABLE SUPPORTS:

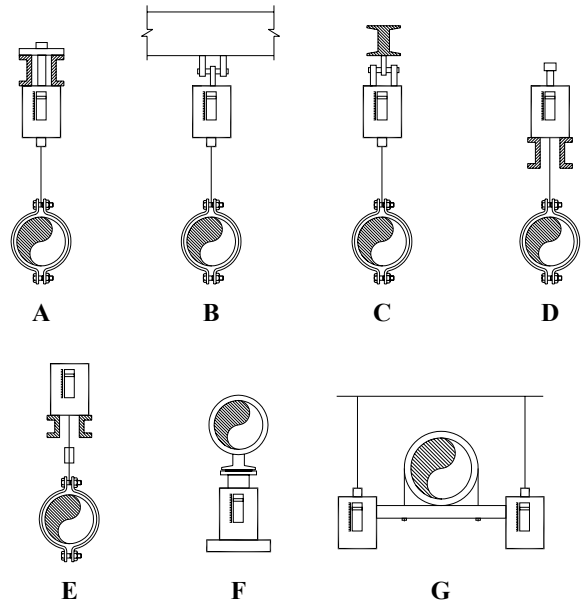
Variable supports used for piping subject to vertical movement where some change in the supporting effort with change of position is acceptable.

VARIABLE PIPE SUPPORTS



Variable Supports are recommended for general use on non-critical systems where vertical movement is of small magnitude, typically up to 50mm. Accepted practice is to limit the amount of supporting force variation to 25% of the hot load for critical system applications.

TYPES OF VARIABLE SUPPORT



Type A is designed for attachment to a structural member by screwing a rod into a tapped hole for the full depth of the top cap.

Type B is furnished with a single lug for attachment to the building structure. The lug permits use of a welded beam attachment, clevis or a pair of angles for attachment.

Type C is furnished with a single lug for attachment to the building structure. These two lugs permit the use of eye rod or structural welding lug for attachment where headroom is limited.

Type D is especially adapted for use where the support is set above the supporting structure and pipe is suspended below. It permits adjustment of the support from the top.

Type E is designed to permit adjustment from either above or below the support, when it is installed upon the supporting structure and pipe is suspended below. A coupling tapped right hand both ends is furnished.

Type F is recommended where the support must be located below the load. Where horizontal load movements in excess of 6mm are anticipated, consideration should be given to replacing the optional load flange with pipe roll or a sliding support comprising a Rulon pad in contact with a stainless steel plate.

Type G is complete trapeze assembly. This consists of two standard spring units plus a pair of back-to-back channels welded at each end to the castings of the supports.

PIPE SUPPORTS - ACCESSORIES

Structural Welding Lug Welded Beam Attachment U-Bolt Hanger Rod Horizontal Traveller



CONSTANT SUPPORTS:

The Radcoflex constant support system has a mathematically perfect design which ensures that the pipe will have continuous controlled support through its entire deflection range.

The supporting mechanism comprises a coil spring connected to a centrally pivoted lever by tension rods. The load is attached to the other end of the lever by a hanger rod.

The force of the load acting at one end of the lever creates a turning moment produced by the spring force acting at the other end of the lever.

The Radcoflex constant support is designed so that these moments are always equal and opposite.

Constant Pipe Supports

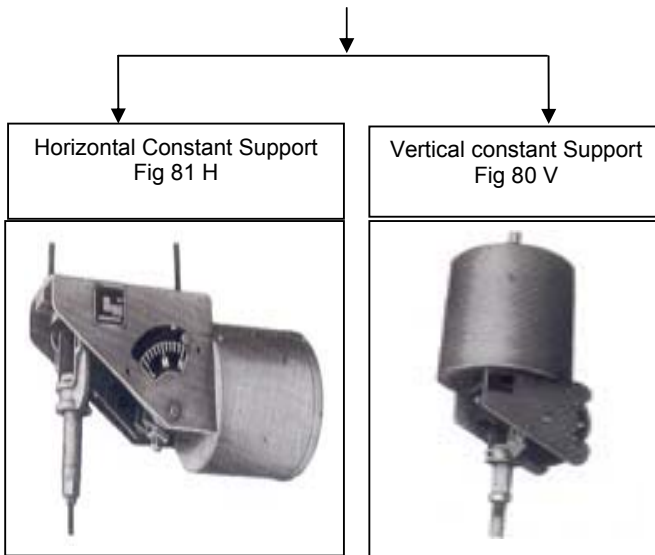


Figure 81H (HORIZONTAL):

Type A support is designed for attaching to a structural member by screwing two rods into tapped holes in the top of the frame of the support.

Type B is furnished with two lugs- one at each end of the support frame. These lugs permit the attachment of the support to the building structure using welded beam attachment

Type C is furnished with four lugs, one pair of lugs at each end of frame of the support. These lugs permit the attachment of the support to the building structure.

Type D may be bolted directly under structural steel.

Type E enables the support to be bolted on top of the structural steel.

Figure 80V (VERTICAL):

Type A supports is designed for attachment to a structural member by screwing a rod into a tapped hole in the top cap. Sight holes are provided near the top of the casing to allow visible inspection for correct thread engagement of upper hanger rod.

Type B is furnished with a single lug for attachment to the building structure. The lug permits use of welded beam attachment, clevis or a pair of angles for attachment

Type C is furnished with a pair of lugs for attachment to the building structure. These lugs permit the use of a structural welded lug, eye rods.

Type D rests on the top flange of structural steel while most of the constant support itself hangs between or below the supporting beams.

Type E rests on the top flange of structural steel and the constant support is entirely above the supporting beams.

Type F is the support of piping or equipment from below. It has a base flange for fastening to the floor or to beams. The load arm is furnished with a removal load pin. Sway strut may be used to connect the support to the load. The strut should be ordered separately.

Type G is a complete trapeze assembly. This consists of two vertical type constant support units plus a pair of channels, back-to- back, welded at each end to the casings of the supports.

Features:

Because of exclusive geometric design, mathematically perfect of support is maintained throughout the full range of travel.

All models may be fitted with travel stops and factory preset to the 'as installed' spring deflection. This saves on site erection & commissioning time.

Support casing has been designed to permit drainage of water and to protect spring from damage.

Overstressing of spring is prevented by the incorporation of over travel limit stops in the casing design.

Each Support is individually calibrated to the customer's specified load.

All pivots comprise stainless steel shafts and maintenance free low friction sleeve bearings.

Load coupling also performs the functions of a turnbuckle.

PIPE SUPPORTS - ACCESSORIES

Two Bolt Pipe Clamp



TurnBuckle



Fabricated Eye Nut



Three Bolt pipe clamp



steel Clevis



Typical vertical Pipe Support



Typical Constant Pipe Support



Radcoflex India Pvt. Ltd.

Factory: Plot No.F20-22, SIPCOT Ind. Park, Irungattukottai, Sriperumbudur, TN, India 602 105.

Tel: +91.44.4710 018/19, Fax: +91.44.4710 017. E-Mail: info@radcoflexindia.com, sales@radcoflexindia.com

Regd. Off: T-2, Sir Usman court, 63/27, Eldams Road, Alwarpet, Chennai – 600018. India.

Tel: +91.44.4201 0763/64, Fax: +91.44.4201 0765.

www.radcoflex-pipesupport.com